

Global Endoscopic Spine Days

Master Class Training Course & International Symposium

for full-endoscopic surgery
of the lumbar spine and
cervical spine



**Master Class
Training Course
May 12th + 13th, 2023**

Essen / Herne, Germany

Invitation

Dear Colleagues,

The therapy of degenerative diseases of the spine carries with it medical and socio-economic problems. After conservative measures are exhausted and where there are exacerbated pain conditions or neurological deficits, a surgical procedure may become necessary. Despite good therapy results, consecutive damage may ensue due to traumatization. It is therefore of particular importance to optimize these procedures on a continuous basis. The goal we should strive for is the minimization of surgically induced traumatization and negative long-term consequences, taking into account the existing quality standard.

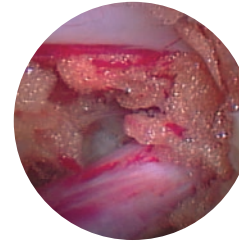
Minimally invasive techniques can reduce tissue damage and its consequences. Endoscopic surgeries demonstrate advantages which have raised these procedures to the standard in various medical areas. On the lumbar spine, as a result of the development of the interlaminar and lateral transforaminal access, the spinal canal with its adjoining structures can be reached full endoscopically. Technical problems have been solved by special rod-lens endoscopes with a large intra-endoscopic working channel and appropriate instruments. Working under a continuous stream of liquid offers options which have proved their worth in arthroscopic surgery through long experience. In the area of the cervical spine anterior or posterior access is possible.

Today, the combination of the new surgical access routes with the technical developments makes possible a full-endoscopic methodology coupled with excellent visibility which, taking into account the indication criteria, carries with it the advantages of a truly minimally invasive procedure and is sufficient, low in complications and economic. Principal indications are disc herniations, spinal canal stenosis and intradiscal procedures such as the introduction of implants.



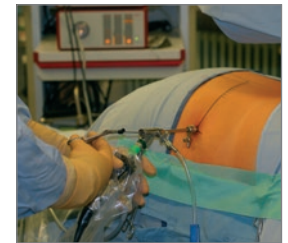
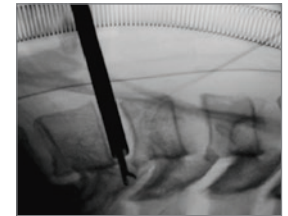
Full-endoscopic surgeries are an addition and an alternative within the overall concept of spinal surgery. Nevertheless, because of clear indications and boundaries, open and maximally invasive procedures are necessary. These must be mastered by the spinal surgeon in order, while taking into account the respective pathology, to be able to offer the appropriate procedure as well as cope with problems and complications of full-endoscopic surgeries.

In order to be able to visualize the exact position in the space at any time during the surgery, detailed knowledge of the anatomy is a prerequisite. In addition, for the three-dimensional understanding of the anatomical and pathological structures, the imaginary linking of different imaging procedures and their sectional planes is necessary. This applies in particular to endoscopic techniques in which the direct visual reference between surgical access and working on the spot is lacking.



During the training course we intend, in a reciprocal exchange with yourselves, to try to demonstrate the current and future options as well as problems, risks and complications of full-endoscopic surgeries in the area of the spine. In an environment of practical demonstration where you perform access routines on cadavers yourself, typical practical experience for your expected learning curve or future clinical application can be gathered. Under intensive tuition by instructors, each participant will perform the various access routines on a practical level and run through special working procedures. For this reason the number of participants is limited. Nevertheless, the training course cannot replace the acquisition of the necessary extensive knowledge.

Having regard to the considerable demand for national and international training courses we hope we have pinpointed your field of interest in the enclosed program and would be happy to welcome you as a participant at our symposium and at the dinner.



Priv.-Doz. Dr. med.
Sebastian Ruetten

Dr. med. Marlin Komp

Center for Spine Surgery and Pain Therapy
Head: Priv.-Doz. Dr. med. Sebastian Ruetten



ST. ELISABETH GRUPPE 
KATHOLISCHE KLINIKEN RHEIN-RUHR

**Center for Orthopedics and Traumatology
of the St. Elisabeth Group – Catholic Hospitals Rhein-Ruhr**
St. Anna Hospital Herne | Marien Hospital Herne University Hospital | Marien Hospital Witten
Director: Priv.-Doz. Dr. med. Sebastian Ruetten

- 08:30 h **Registration**
- 09:00 h **Welcome and Introduction**
D. Goethel, S. Ruetten, M. Komp
- Lumbar spine:**
- 09:10 h **The full-endoscopic foraminal approach in disc herniations – Technique and indications of trans-, intra-, and extraforaminal lateral approach**
S. Ruetten, M. Komp
- 09:40 h **Discussion**
- 09:50 h **Instructional Video**
Full-endoscopic surgery with lateral transforaminal access in a disc herniation
S. Ruetten, M. Komp
- 10:20 h **Break**
- 10:35 h **The interlaminar full-endoscopic approach in disc herniations – State of the art, possibilities and limitations**
M. Komp, S. Ruetten
- 11:00 h **Discussion**
- 11:10 h **Instructional Video**
Full-endoscopic surgery with interlaminar access in a disc herniation
M. Komp, S. Ruetten
- 11:40 h **Full-endoscopic decompression in lateral and central stenosis – Application of the interlaminar and foraminal approach**
S. Ruetten, M. Komp
- 12:10 h **Discussion**
- 12:20 h **Lunch**

- 13:15 h **Access information for full-endoscopic surgery of the lumbar spine – Criteria for the foraminal and interlaminar technique**
M. Komp, S. Ruetten
- 13:30 h **Complications (dural and nerve injury) in full-endoscopic decompression – How to reduce and how to manage**
S. Ruetten, M. Komp
- 13:50 h **Discussion**
- 14:00 h **Case presentation**
selected participants
- 14:45 h **Break**
- Cervical spine:**
- 15:00 h **The full-endoscopic surgery of the cervical spine with anterior and posterior access – Possibilities and limitations**
M. Komp, S. Ruetten
- 15:25 h **Discussion**
- 15:35 h **Instructional Video**
Full-endoscopic surgery with posterior approach in a disc herniation
M. Komp, S. Ruetten
- Thoracic spine:**
- 16:05 h **Operation of thoracic disc herniations and stenosis in the full-endoscopic technique – Interlaminar, foraminal, and transthoracic access**
S. Ruetten, M. Komp
- 16:25 h **Discussion**
- 17:00 h **Closing**
D. Goethel, S. Ruetten, M. Komp

Master Class Training Course

Full-endoscopic Surgery of the Lumbar Spine or Cervical Spine

Cervical

ProSympos GmbH,
ZukunftsZentrumZollverein, Essen

09:00 h Welcome and introduction

Master Class Cadaver Training – Part I:

- 09:15 h **Full-endoscopic surgery of the cervical spine – posterior approach**
- 10:00 h **Practical exercises for participants – Full-endoscopic cervical surgery with posterior approach**
- 12:45 h **Lunch**

Master Class Cadaver Training – Part II:

- 13:45 h **Practical exercises for participants – Full-endoscopic cervical surgery with posterior approach**
- 16:00 h **Closing**

Stenosis

ProSympos GmbH,
ZukunftsZentrumZollverein, Essen

09:00 h Welcome and introduction

Master Class Cadaver Training – Part I:

- 09:15 h **Full-endoscopic surgery of the lumbar spine for spinal canal stenosis**
- 10:00 h **Practical exercises for participants – Full-endoscopic lumbar surgery for spinal decompression**
- 12:45 h **Lunch**

Master Class Cadaver Training – Part II:

- 13:45 h **Practical exercises for participants – Full-endoscopic lumbar over-the-top decompression**
- 16:00 h **Closing**

Speakers / Instructors

Hamzeh Alaiyan

Center for Spine Surgery and Pain Therapy, Center for Orthopedics and Traumatology of the St. Elisabeth Group - Catholic Hospitals Rhein-Ruhr, St. Anna Hospital Herne/Marien Hospital Herne University Hospital/Marien Hospital Witten

Milos Cukovic

Center for Spine Surgery and Pain Therapy, Center for Orthopedics and Traumatology of the St. Elisabeth Group - Catholic Hospitals Rhein-Ruhr, St. Anna Hospital Herne/Marien Hospital Herne University Hospital/Marien Hospital Witten

Kaled Hammoudeh

Center for Spine Surgery and Pain Therapy, Center for Orthopedics and Traumatology of the St. Elisabeth Group - Catholic Hospitals Rhein-Ruhr, St. Anna Hospital Herne/Marien Hospital Herne University Hospital/Marien Hospital Witten

Dr. med. Martin Komp

Center for Spine Surgery and Pain Therapy, Center for Orthopedics and Traumatology of the St. Elisabeth Group - Catholic Hospitals Rhein-Ruhr, St. Anna Hospital Herne/Marien Hospital Herne University Hospital/Marien Hospital Witten

Dr. med. Arnd Lienert

Center for Spine Surgery and Pain Therapy, Center for Orthopedics and Traumatology of the St. Elisabeth Group - Catholic Hospitals Rhein-Ruhr, St. Anna Hospital Herne/Marien Hospital Herne University Hospital/Marien Hospital Witten

Mina Mikhael

Center for Spine Surgery and Pain Therapy, Center for Orthopedics and Traumatology of the St. Elisabeth Group - Catholic Hospitals Rhein-Ruhr, St. Anna Hospital Herne/Marien Hospital Herne University Hospital/Marien Hospital Witten

Priv.-Doz. Dr. med. Sebastian Ruetten

Head of the Center for Spine Surgery and Pain Therapy, Director of the Center for Orthopedics and Traumatology of the St. Elisabeth Group - Catholic Hospitals Rhein-Ruhr, St. Anna Hospital Herne/Marien Hospital Herne University Hospital/Marien Hospital Witten, Germany

Dr. Ali Güven Yörükoglu

Clinical Manager
RIWOSpine GmbH

International Instructors

General notes

Organizers:

Center for Spine Surgery and Pain Therapy, Center for Orthopedics and Traumatology of the St. Elisabeth Group - Catholic Hospitals Rhein-Ruhr, St. Anna Hospital Herne/Marien Hospital Herne University Hospital/Marien Hospital Witten
Hospitalstrasse 19, 44649 Herne, Germany

ProSympos GmbH
ZukunftszentrumZollverein
Katemberger Straße 107
45327 Essen, Germany

Language:

All lectures, presentations and discussions will be conducted in **English**.

Conference Location:

Friday, May 12th

Center for Spine Surgery and Pain Therapy, Center for Orthopedics and Traumatology of the St. Elisabeth Group - Catholic Hospitals Rhein-Ruhr, St. Anna Hospital Herne/Marien Hospital Herne University Hospital/Marien Hospital Witten
Hospitalstrasse 19,
Hörsaal 1
44649 Herne, Germany

Saturdayday, May 13th

ProSympos GmbH
ZukunftszentrumZollverein
Gebäude G9
Katemberger Straße 107
45327 Essen, Germany

There is a shuttle transfer from your hotel to the training location and back on both days.

Night Event:

Dinner on Friday, 12th May 2023, 19:00 h.

Scientific Direction:

Dr. med. Martin Komp,
Priv.-Doz. Dr. med. Sebastian Ruetten
Center for Spine Surgery and Pain Therapy, Center for Orthopedics and Traumatology of the St. Elisabeth Group - Catholic Hospitals Rhein-Ruhr, St. Anna Hospital Herne/Marien Hospital Herne University Hospital/Marien Hospital Witten

CME Certification:

Certified for CME credit points.

Organization Office:

RIWOSpine GmbH
Ms. Julia Armingeon
Pforzheimer Str. 32
75438 Knittlingen
Germany
Tel.: +49 7043 35-4137
E-Mail: education@riwospine.com

Hotels:

For hotel information and booking please contact the organization office.

Registration

Organization Office:
RIWOspine GmbH
Ms. Julia Armingeon
Tel.: +49 7043 35-4137
education@riwospine.com
www.riwospine.com/events

Yes, I will participate in the
**Master Class Training Course for Full-endoscopic
Surgery of the Lumbar Spine or Cervical Spine**

on May 12th and 13th, 2023
**Symposium and Master Class Training Course for
Lumbar Spine**..... EUR 1.950,-*

on May 12th and 13th, 2023
**Symposium and Master Class Training Course for
Cervical Spine**..... EUR 1.950,-*

- Yes, I will participate in the **dinner** on Friday**
 I am vegetarian
 I am allergic to:

* plus VAT

** Transfer and dinner are free of additional fees.

Participant (please fill out completely)

Name:

First name:

Title:

Hospital:

Street:

Postcode / Town:

Country:

Tel.:

Fax:

E-Mail:

- Yes, I will use the **shuttle transfer****
Hotel > Training location > Hotel

Because of the limited number of participants only those can be registered, who receive a confirmation from the organization office. You will receive detailed payment information together with the confirmation from our organization office.

.....
Date

.....
Stamp, Signature